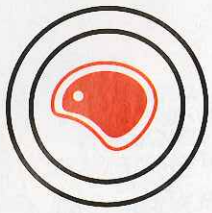



## WHERE'S THE BEEF (AND BROCCOLI)?

Countries that consume the most meat and vegetables annually per capita



### MEAT

Country	Lbs/Person
Argentina	273
Austria	255
Australia	247
Greece	247
New Zealand	245
Portugal	243
United States	240
Canada	240
Brazil	208
Ireland	146




### VEGETABLES

Country	Lbs/Person
Greece	575
South Korea	558
Turkey	557
China	481
Israel	435
Romania	427
Egypt	408
Bulgaria	392
Belgium	377
New Zealand	299

SOURCE: EUROMONITOR INTERNATIONAL (2010 FIGURES)

## LOTS OF LATTES

Countries with the most Starbucks



SOURCE: STARBUCKS, 2011

## YOUNGEST & OLDEST

Countries with the oldest and youngest populations



### Largest percentage under 15

Niger	48.9
Uganda	48.3
Mali	47.6
Angola	46.5
Zambia	45.9
U.S.	19.8

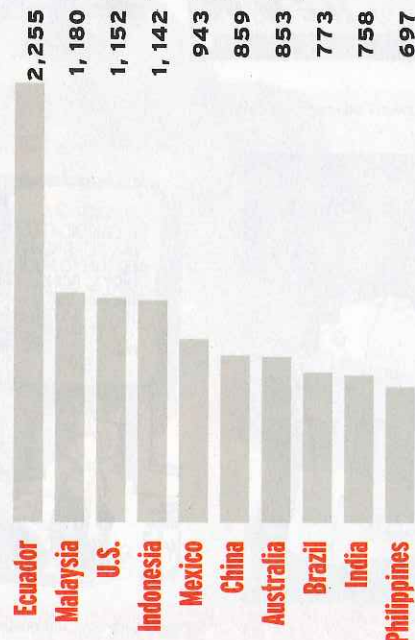

### Largest percentage 65 & older

Japan	30.5
Italy	26.7
Germany	26.0
Sweden	25.0
Finland	24.7
U.S.	18.2

SOURCE: 2011 WORLD POPULATION DATA SHEET (POPULATION REFERENCE BUREAU); THE U.S. FIGURES ARE INCLUDED FOR COMPARISON.

## VANISHING WILDLIFE

Countries with the most endangered species



SOURCE: IUCN RED LIST OF THREATENED SPECIES (2010 FIGURES)

## FOOD FOR THOUGHT

1. There are 7 billion people on earth. How many practice Islam?
2. Which continent has the most Starbucks-heavy countries?
3. Why do you think the U.S. is not among the top 10 countries with the most cars per 1,000 people?
4. What conclusions can you draw from the women in government rankings?
5. Why might Filipinos text so much?
6. How do you think having a really young or a really old population affects countries?
7. Which country has nearly three times the number of endangered species as India?
8. Native Arabic speakers outnumber native German speakers by how much?
9. Which statistics on these two pages surprise you most? Why?